

Technical data sheet

Spectral PLAST






Putty for plastics
Two-component putty for plastics





Betox 50PC

RELATED PRODUCTS
Hardener

PROPERTIES

- Very elastic
 - Soft
- Resistant against chipping
- Excellent adhesion to most plastics (except for PE, PTFE and mixtures thereof)

SUBSTRATES	
Plastics, except for PE, PTFE and mixtures thereof	Degrease, mat with an abrasive finishing pad, degrease again.
Old paint coatings	Degrease, dry sand P220 ÷ P280, degrease again.
Steel	Degrease, dry sand P80 ÷ P120, degrease again.
Galvanised steel	Degrease, matt with an abrasive finishing pad, degrease again.
Aluminium	Degrease, matt with an abrasive finishing pad, degrease again.
Two-component acrylic primers	Degrease, dry sand P220 ÷ P280, degrease again.
UNDER 385	From 30 minutes to 12 h at 20°C: without sanding Over 12 h: degrease, dry sand P220 ÷ P280, and degrease.
Caution: The putty should not be applied directly on reactive sealers (wash primers) or one-component acrylic and nitrocellulose products.	
MIXING RATIO	
	Weight ratio
	Spectral PLAST HARDENER
	100 g 2 g
CONTENT OF VOLATILE ORGANIC COMPOUNDS	
VOC II/B/b limit*	250 g/l
Actual VOC content	90 g/l
* For ready to apply mixture compliant with Directive UE 2004/42/CE	
APPLICATION CONDITIONS	
The putty should be applied at a temperature above +10 °C.	
APPLICATION	
	Clean and sand the surface.
	Degrease with Spectral EXTRA 785 or Spectral PLAST 815.
	Mix the components thoroughly until obtaining a uniform colour. Observe the required amount of hardener. It is advisable to use a putty dispenser in order to obtain the appropriate component ratio.
	Apply the putty. Maximum layer thickness: 3 mm.

	5 ÷ 8 minutes/20 °C	
DRYING TIMES		
	20 °C	60 °C
	30 ÷ 45 minutes	10 minutes
CAUTION: Drying times apply to the temperatures of the individual elements.		
DRYING WITH AN INFRARED RADIATOR		
	Distance Time depending on the type and power of the lamp	Follow the recommendations of the equipment manufacturer. Approximately 5 min.
SANDING		
	Rough	P120 ÷ P180
	Finish	P180 ÷ P240
COLOUR		
Grey		
EQUIPMENT CLEANING		
NC solvent		
STORAGE CONDITIONS		
Store in a dry and cool room, away from sources of fire and heat. Avoid direct exposure to sunlight.		
SHELF LIFE		
Spectral PLAST	24 months/20 °C	
HARDENER	18 months/20 °C	
SAFETY		
See Safety Data Sheet.		
OTHER INFORMATIONS		
Registration number 000024104		
The effectiveness of our systems results from laboratory research and many years of experience. The data contained herein meets the current knowledge about our products and their application potential. We ensure high quality, provided the user follows the instructions and the work is performed in accordance with good workmanship. It is necessary to do a test application of the product due to its potentially different reaction with different materials. We may not be held liable for defects if the final result was affected by factors beyond our control.		