

SPECTRAL

COLOR TECHNOLOGY

Technical Data Sheet

Spectral WAVE 2.0

Waterborne basecoat system

Spectral WAVE 2.0

Product symbol

SA-000 - SA-710
SA-812 - SA-828
SA-832 - SA-834
SA-900 - SA-951
SA-980 - SA-998
SA-P10 - SA-P67
SA-X10 - SA-X80
C-00 - C-03, G-01
C-844
SA-D01
SA-D90
SA-R10
SA-R30
SA-D20
SA-H20

Product name

Solid base pigments
Aluminium pigments
Aluminium colour pigments
Pearl pigments
Multi-colour pearl pigments
Special pearl pigments
Xirallic® pigments
Powder pigments
Aluminium powder pigment
Flop controller
3CT system additive
Reducer
Reducer
Converter
Activator



RELATED PRODUCTS






Spectral EXTRA W785






Waterborne degreaser

PROPERTIES

- High yield
- High concealing power
 - Excellent drying
- Easy application and shading
 - VOC compliance acc. to Directive 2004/42/EC
- Can be applied in one-coat systems on external and internal vehicle surfaces

| SUBSTRATE PREPARATION | | | | |
|--|----|--|--------|---|
| SPECTRAL acrylic primers and SPECTRAL epoxy primers | | <p>Filling or priming variant:</p> <ul style="list-style-type: none"> - dry power sand with: <ul style="list-style-type: none"> pre-sanding: P320-P360 finish: P400-P500 or grey abrasive needle cloth - alternatively: wet sand by hand: <ul style="list-style-type: none"> pre-sanding: P600 finish: P800 <p>Degrease with EXTRA W785.</p> <p>Wet-on-wet variant:</p> <ul style="list-style-type: none"> - See the Technical Data Sheets for SPECTRAL primers | | |
| Existing OEM finish | | <p>Dry power sand with P400-P500 or grey abrasive needle cloth.</p> <p>Thoroughly degrease with EXTRA W785.</p> | | |
| SPECTRAL GREY SYSTEM | | | | |
| P1 | P2 | P3 | P4 | P5 |
| | | | | |
| <p>Using the Spectral Grey System for substrates:</p> <ul style="list-style-type: none"> - produces a substrate colour for optimum coverage; - increases the basecoat yield and better rendering of the colour. <p>See the CarColor programme for the recommended spectral grey value.</p> <p>If this information is unavailable in CarColour, use the default P3 (grey) primer.</p> | | | | |
| RECIPE PREPARATION | | | | |
|  | | <p>Shake vigorously:</p> <ul style="list-style-type: none"> - for 1 minute minimum, if the container's factory seal is unbroken; - for 30 s minimum, if the container is open. | | |
| <p>Mix the components of Spectral WAVE 2.0 in a plastic container.</p> <p>Mix the batched ingredients thoroughly.</p> <p>Keep the unused basecoat in a tightly closed plastic container. Storage temperature: +5°C - +30°C. Avoid exposure to sunlight.</p> <p>Perform a test spray to verify the colour match before the actual repair.</p> | | | | |
| APPLICATION CONDITIONS | | | | |
| <p>It is recommended to apply SPECTRAL WAVE 2.0 at over +15°C and at a humidity of 80% or lower.</p> | | | | |
|  | | <p>Low-pressure spray gun or high-pressure gravity fed spray gun</p> | Nozzle | Pressure |
| | | <p>Recommended: Low-pressure gravity fed HVLP spray gun</p> | 1.3 mm | <p>See the spray gun manufacturer's recommendations</p> |

| APPLICATION | | |
|--|---|---|
| | METALLIC & PEARL COLOURS | SOLID (NO-EFFECT) COLOURS |
|  | Dosing in Spectral CarColor SA-R10 Reducer: apply at +15°C - +30°C SA-R30 Reducer: apply at > +30°C | Dosing in Spectral CarColor SA-R10 Reducer: apply at +15°C - +30°C SA-R30 Reducer: apply at > +30°C |
|  | DIN 4/20°C Depending on the colour: 20 - 26 s | DIN 4/20°C Depending on the colour: 20 - 26 s |
|   | <p>Apply a check layer (to verify substrate preparation) at 30% of the full layer.</p> <p>Apply the individual layers – 1 or 2 – until the desired hiding power is achieved.</p> <p>Application without a drying interval: 2 layers maximum.</p> <p>Dry the hiding layers until matt.</p> <p>Apply a double drop layer without a drying interval.</p> <p>Drop layer parameters:</p> <ul style="list-style-type: none"> - material quantity reduction: 70% - recommended pressure: 1.4-1.5 bar - spraying distance: as for the hiding layer <p>Dry the layers until fully matt + 5 min before applying the clearcoat.</p> | <p>Apply a check layer (to verify substrate preparation) at 30% of the full layer.</p> <p>Apply the individual layers – 1 or 2 – until the desired hiding power is achieved.</p> <p>Application without a drying interval: 2 layers maximum.</p> <p>Solid colours require no drop layers.</p> <p>Dry the layers until fully matt + 5 min before applying the clearcoat.</p> |
| Dry coating thickness: | 12 - 15 µm | 20 - 25 µm |
| DRYING TIME | | |
| <p>The drying time of Spectral WAVE 2.0 depends on air temperature and humidity. High humidity and low temperatures prolong the drying time. Induced air circulation or higher temperatures will reduce the drying time.</p> | | |
| MIXTURE LIFE | | |
|  | 3 months/20°C (w/o SA-R10 or SA-R30 Reducer) | 1 month/20°C (with SA-R10 or SA-R30 Reducer) |
| VOC CONTENT | | |
| VOC II/B/d limit* | 420 g/l | |
| Actual VOC content | 380 g/l | |
| * For ready to use mixture acc. to EU Directive 2004/42/EC. | | |

| ONE-COAT SYSTEM | | | | | | | |
|---|---|-----------------------|------------------|--------|------------------|--------|------------------|
|  | <p>Possible applications:</p> <ul style="list-style-type: none"> - external surfaces: mouldings and bumper fascias - internal surfaces: engine compartment interior <p>The coat is resistant to engine oil, petrol, and other chemicals, as well as the elements, including water and UV radiation.</p> <p>Note: The actual colour may differ from the colour chip.</p> <p>Shake vigorously:</p> <ul style="list-style-type: none"> - for at least 1 min before using the factory-sealed container; - for at least 30 s when using the can again. | | | | | | |
|  | <p>Batch at the correct mixing ratio:</p> <table style="width: 100%; border: none;"> <tr> <td>Finished colour match</td> <td style="text-align: right;">70 parts / grams</td> </tr> <tr> <td>SA-D20</td> <td style="text-align: right;">30 parts / grams</td> </tr> </table> <p>Mix and add the following:</p> <table style="width: 100%; border: none;"> <tr> <td>SA-H20</td> <td style="text-align: right;">10 parts / grams</td> </tr> </table> | Finished colour match | 70 parts / grams | SA-D20 | 30 parts / grams | SA-H20 | 10 parts / grams |
| Finished colour match | 70 parts / grams | | | | | | |
| SA-D20 | 30 parts / grams | | | | | | |
| SA-H20 | 10 parts / grams | | | | | | |
|  | <p>Dilute with SA-R10 to the required spray viscosity.</p> <p>DIN 4/20°C: 20 - 26 s</p> | | | | | | |
|  | <p>Application:</p> <p>Apply the individual layers — 1 or 2 — until the desired hiding power is achieved.</p> <p>Dry until flat in appearance.</p> | | | | | | |
|  | <p>Mixture life at 20°C: 1 h</p> | | | | | | |
| EQUIPMENT CLEANING | | | | | | | |
| Pre-clean with water, clean thoroughly with a solvent (e.g. NC). | | | | | | | |
| STORAGE CONDITIONS | | | | | | | |
| Store in a dry room at above +5°C. Avoid direct exposure to sunlight. | | | | | | | |
| SHELF LIFE | | | | | | | |
| Spectral WAVE 2.0 Factory sealed containers | 24 months/20°C | | | | | | |
| Spectral WAVE 2.0 Once unsealed and opened | 6 months/20°C | | | | | | |
| SA-H20 Activator | 12 months/20°C | | | | | | |
| SAFETY | | | | | | | |
| See the Safety Data Sheet. | | | | | | | |

OTHER INFORMATION

Registration number: 000024104.

The effectiveness of our systems results from laboratory research and many years of experience. The data contained herein meets the current knowledge about our products and their application potential. We ensure high quality, provided the user follows the instructions and the work is performed in accordance with good workmanship. It is necessary to perform a test application of the product due to its potentially different reaction with different materials. We may not be held liable for defects if the final result was affected by factors beyond our control.